


SELECTABLE-OUTPUT PLL OSCILLATOR

MG-7010SA

- Can output one CPU frequency among 15 selections.
- Reflow able, high-density mounting-type SMD.
- Provided with output enable and stand-by function to allow low current consumption.
- Using C-MOS IC allows low current consumption and assures high reliability.



Actual size

■ Specifications (characteristics)

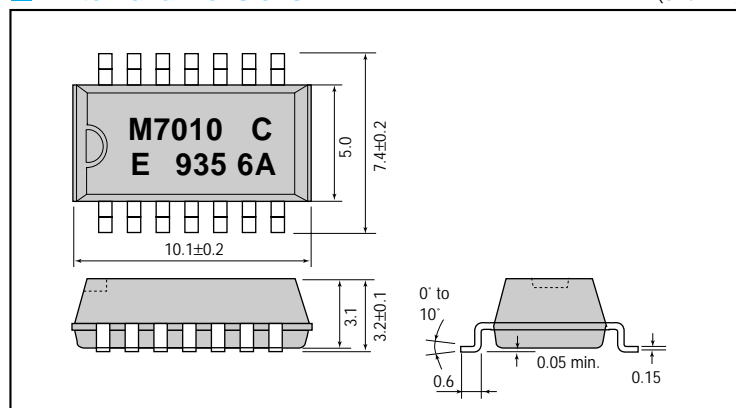
Item	Symbol	Specifications	Remark
Frequency change time	t_{ft}	10ms max.	S0, S1, S2, S3 changing
Output frequency range	f_o	20.0000 MHz to 120.0000 MHz	$V_{DD}=4.5V$ to 5.5V
		20.0000 MHz to 80.0000 MHz	$V_{DD}=2.7V$ to 5.5V
Power source voltage	Max. supply voltage	V_{DD-GND}	-0.5V to +7.0V
	Operating voltage	V_{DD}	2.7V to 5.5V
Temperature range	Storage temperature	T_{STG}	-55°C to +100°C
	Operating temperature	T_{OPR}	-10°C to +70°C
Soldering condition	T_{SOL}	Twice at under 260°C within 10 sec. or under 230°C within 3 min.	
Frequency stability	$\Delta f / f_o$	C: ± 100 ppm	-10°C to +70°C, $V_{DD}=2.7V$ to 5.5V
Current consumption	I_{OP}	45mA max.	No load condition ($f_o=120$ MHz)
Output disable current	I_{OE}	25mA max.	OE=GND, $f_o=120$ MHz
Standby current	I_{ST}	10 μ A max.	$\overline{ST}=GND$
Duty	t_w/t	40% to 60%	1.4V level
High output voltage	V_{OH}	$V_{DD}-0.5V$ min.	$I_{OH} = -16mA$ ($V_{DD}=5\pm 0.5V$)
Low output voltage	V_{OL}	0.4V max.	$I_{OL} = 16mA$ ($V_{DD}=5\pm 0.5V$)
Output load condition	C_L	25pF max.	$V_{DD}=4.5V$ to 5.5V ($f_o \leq 80$ MHz)
		15pF max.	$V_{DD}=2.7V$ to 4.5V or $f_o > 80$ MHz
High input voltage	V_{IH}	2.0V min.	\overline{ST}, OE terminal
Low input voltage	V_{IL}	0.8V max.	\overline{ST}, OE terminal
Output rise time	t_{TLH}	4.0ns max.	20% \rightarrow 80% V_{DD} level
Output fall time	t_{THL}	4.0ns max.	80% \rightarrow 20% V_{DD} level
Oscillation start up time	t_{OSC}	10ms max.	Time at 4.5V to be 0 sec.
Aging	f_a	± 5 ppm/year max.	$T_a=25^\circ C$, $V_{DD}=3.3V$ or 5.5V
Shock resistance	S.R.	± 20 ppm max.	Three drops on a hard board from 75 cm or excitation test with 3000g x 0.3ms 1/2 sine wave in 3 directions

■ Output frequency

Select bit	Output frequency (MHz)															
	100.0	33.33	30.0	120.0	25.0	20.0	70.0	80.0	75.0	66.66	60.0	60.0	50.0	45.0	90.0	40.0
S3	0	0	0	0	0	0	0	0	1	1	1	1	1	1	1	1
S2	0	0	0	0	1	1	1	1	0	0	0	0	1	1	1	1
S1	0	0	1	1	0	0	1	1	0	0	1	1	0	0	1	1
S0	0	1	0	1	0	1	0	1	0	1	0	1	0	1	0	1

■ External dimensions

(Unit: mm)



■ Terminal connection

Terminal No.	Terminal symbol	Function
1	S3	Frequency select bit 3
2	GND	Ground
4	S0	Frequency select bit 0
5	S1	Frequency select bit 1
6	OE	Output Enable control Clock out at "H" high-impedance at "L"
7	\overline{ST}	Stand by control "H" \rightarrow Clock out "L" \rightarrow "Level"
8	V_{DD}	Power supply
13	OUT	Clock output
14	S2	Frequency select bit 2
3, 9, 10 11, 12	N.C	No connection

THE CRYSTALMASTER



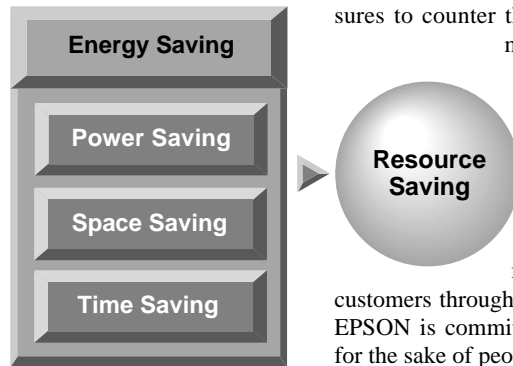
ENERGY SAVING EPSON

EPSON offers effective savings to its customers through a wide range of electronic devices, such as semiconductors, liquid crystal display (LCD) modules, and crystal devices. These savings are achieved through a sophisticated melding of three different efficiency technologies.

Power saving technology provides low power consumption at low voltages.

Space saving technology provides further reductions in product size and weight through super-precise processing and high-density assembly technology.

Time saving technology shortens the time required for design and development on the customer side and shortens delivery times.



Our concept of Energy Saving technology conserves resources by blending the essence of these three efficiency technologies. The essence of these technologies is represented in each of the products that we provide to our customers.

In the industrial sector, leading priorities include measures to counter the greenhouse effect by reducing CO₂, measures to preserve the global environment, and the development of energy-efficient products. Environmental problems are of global concern, and although the contribution of energy-saving technology developed by EPSON may appear insignificant, we seek to contribute to the development of energy-saving products by our customers through the utilization of our electronic devices. EPSON is committed to the conservation of energy, both for the sake of people and of the planet on which we live.



SEIKO EPSON CORP. QUARTZ DEVICE DIVISION acquired ISO9001 and ISO14001 certification by B.V.Q.I. (Bureau Veritas Quality International) .

ISO9001 in October, 1992.

ISO14001 in November, 1997.

NOTICE

No part of this material may be reproduced or duplicated in any form or by any means without the written permission of Seiko Epson. Seiko Epson reserves the right to make changes to this material without notice. Seiko Epson does not assume any liability of any kind arising out of any inaccuracies contained in this material or due to its application or use in any product or circuit and, further, there is no representation that this material is applicable to products requiring high level reliability, such as, medical products. Moreover, no license to any intellectual property rights is granted by implication or otherwise, and there is no representation or warranty that anything made in accordance with this material will be free from any patent or copyright infringement of a third party. This material or portions there may contain technology or the subject relating to strategic products under the control of the Foreign Exchange and Foreign Trade Control Law of Japan and may require an export license from the Ministry of International Trade and Industry or other approval from another government agency.